

SG Series Specifications

MECHANICAL (X & Y AXES)	
ANGLE OF MOVEMENT	40° (20° EACH DIRECTION)
EXPECTED CYCLE LIFE	5 MILLION
CENTERING	SPRING RETURN
MAX. APPLIED FORCE	100 lbf
MATERIAL	GLASS/MINERAL FILLED NYLON

ELECTRICAL	
SENSOR TYPE	HALL EFFECT
RESOLUTION	12 BIT
SUPPLY VOLTAGE	5VDC ± 0.01VDC
OUTPUT VOLTAGE	SEE OPTIONS
RETURN TO CENTER VOLTAGE	± 50mV
OVERVOLTAGE MAX.	20VDC
REVERSE POLARITY MAX.	-25VDC

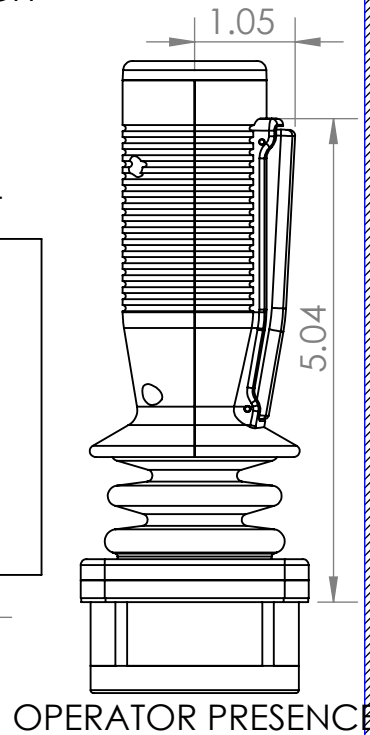
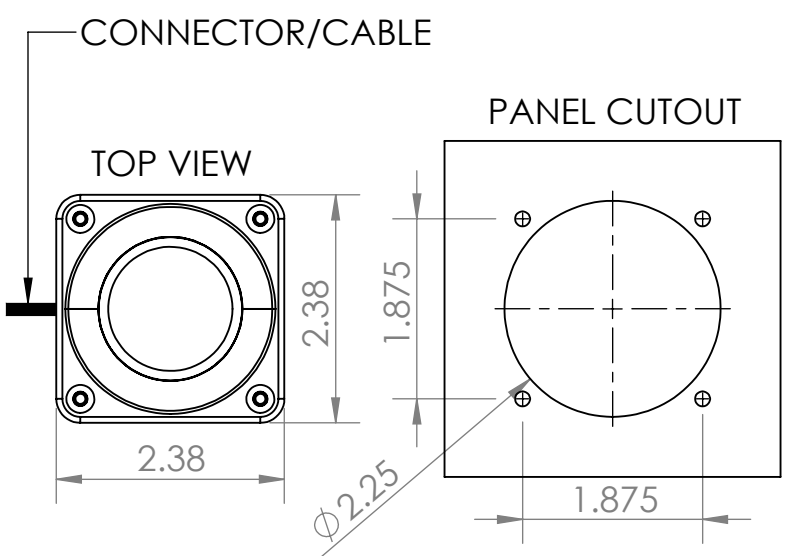
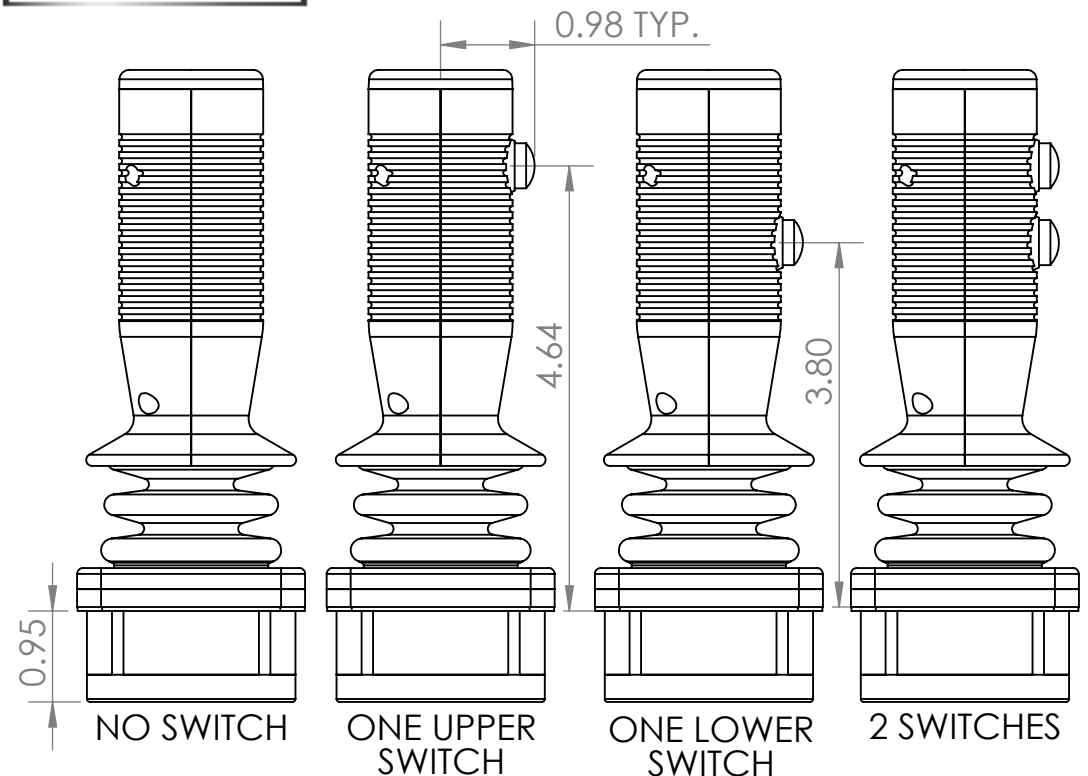
ENVIRONMENTAL	
OPERATING TEMPERATURE	-40°F TO 185°F
STORAGE TEMPERATURE	-40°F TO 185°F
IP SEALING ABOVE PANEL	IP67 STANDARD
EMC IMMUNITY LEVEL	EN61000-4-3 *Compliance to 30A/m
EMC EMISSIONS LEVEL	EN61000-6-3
ESD IMMUNITY LEVEL	EN61000-4-2 *Compliance to ±15kV/±8kV
VIBRATION TESTING	Per SAE J1455 Section 4.9 & MIL-STD810G 514.6
MECHANICAL SHOCK	Per SAE J1455 Section 4.10 & MIL-STD-202G

HIROSE DF11-12DP-2DS(24) CONNECTOR (ANALOG)		
PIN #	WIRE COLOR	DESCRIPTION
1	BLACK	GROUND
2	RED	+5V SENSOR A
3	PINK	X AXIS SENSOR B
4	BLUE	X AXIS SENSOR A
5	GREY	Y AXIS SENSOR B
6	YELLOW	Y AXIS SENSOR A
7	BROWN	FUNCTIONS DIFFER
8	GREEN	BASED ON
9	ORANGE	CONFIGURATION. SEE
10	WHITE	PINOUT SHEET
11	VIOLET	PROVIDED WITH
12	YELLOW/WHITE	ORDER.
		+5V SENSOR B

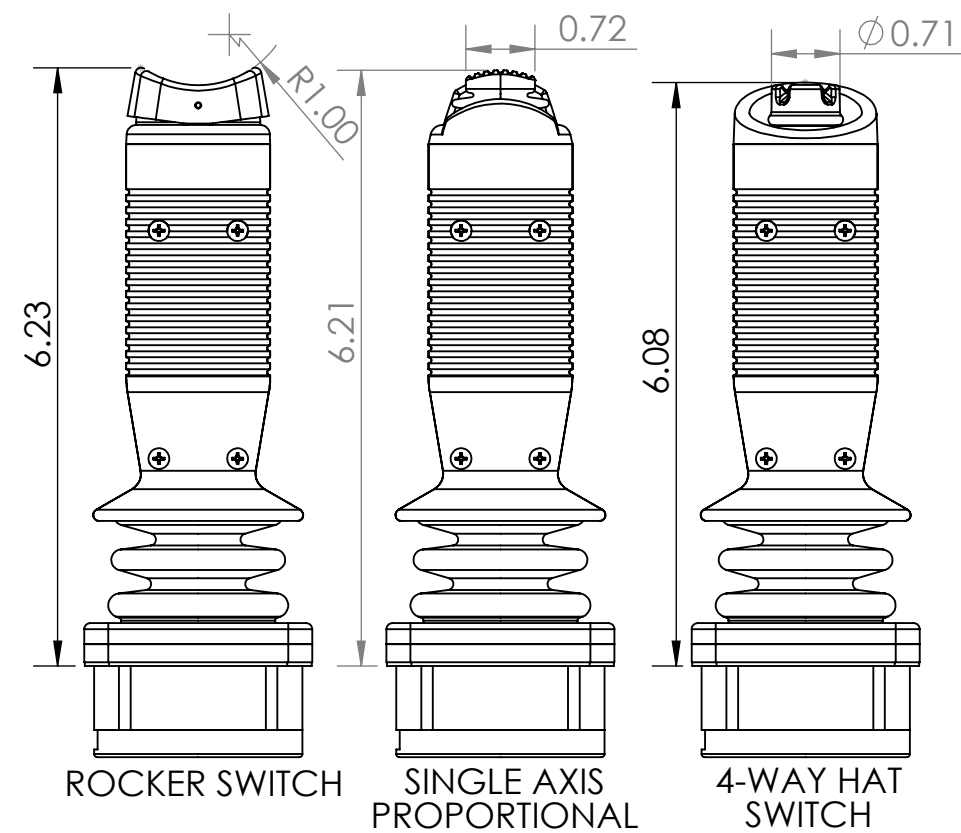
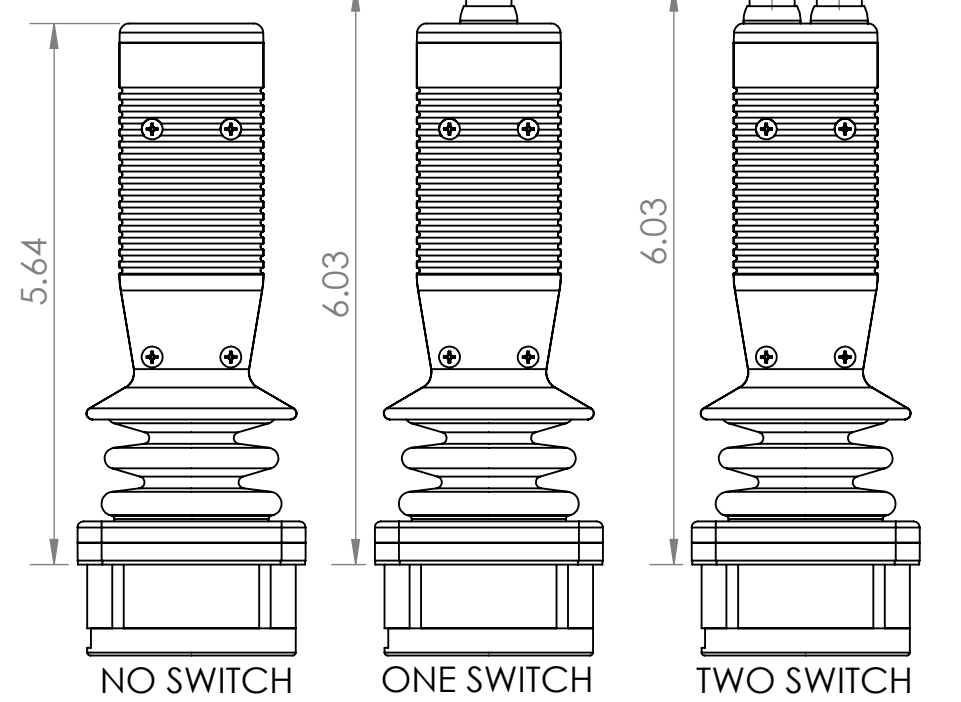


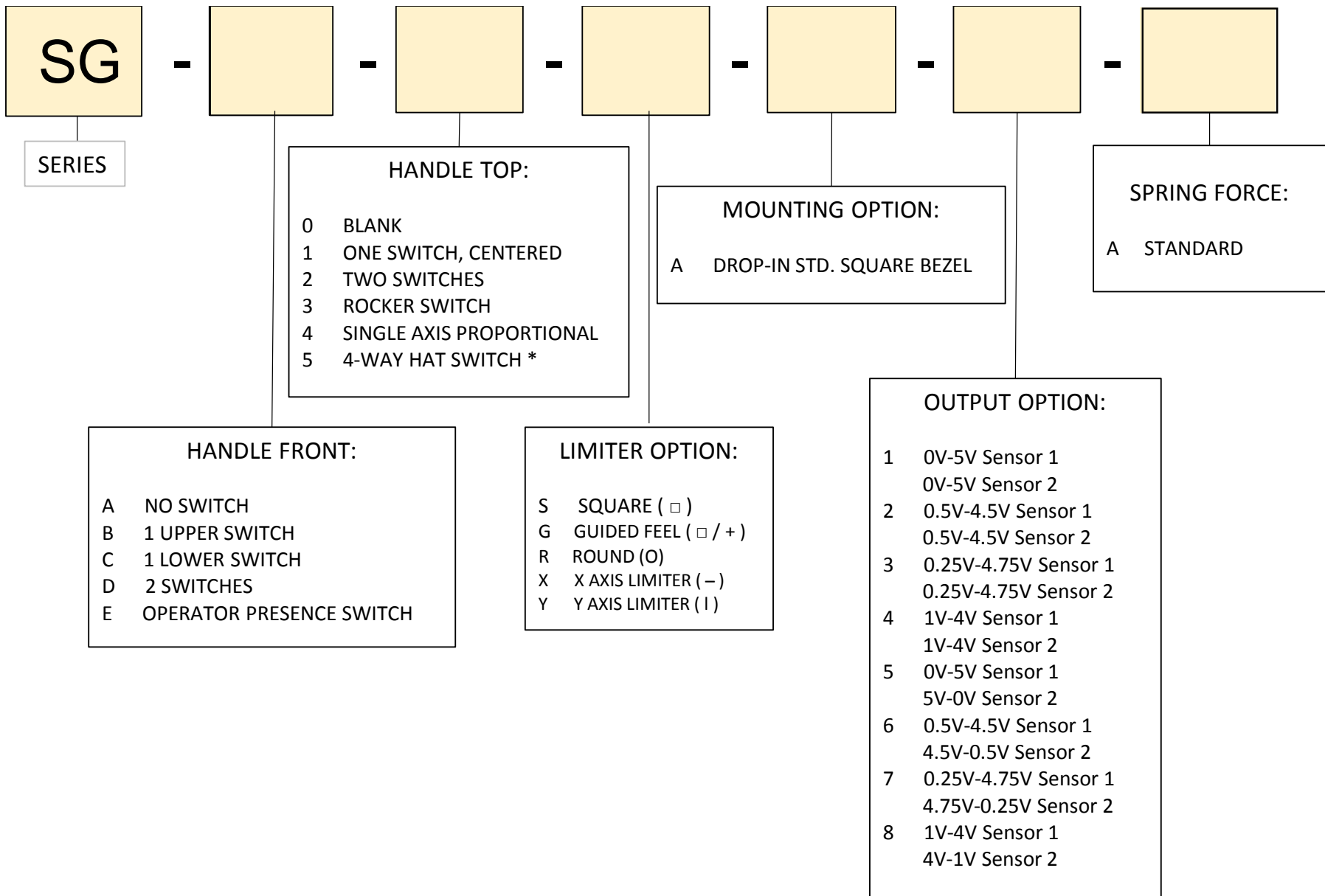
*Extended Testing Levels

SG SERIES
FRONT HANDLE OPTIONS



SG SERIES
TOP CAP OPTIONS





* NOT AVAILABLE WITH SWITCHES MOUNTED IN HANDLE FRONT. (AVAILABLE WITH HANDLE FRONT OPTION "A" ONLY.)