


# AC Solid State Relay



# A6P SERIES

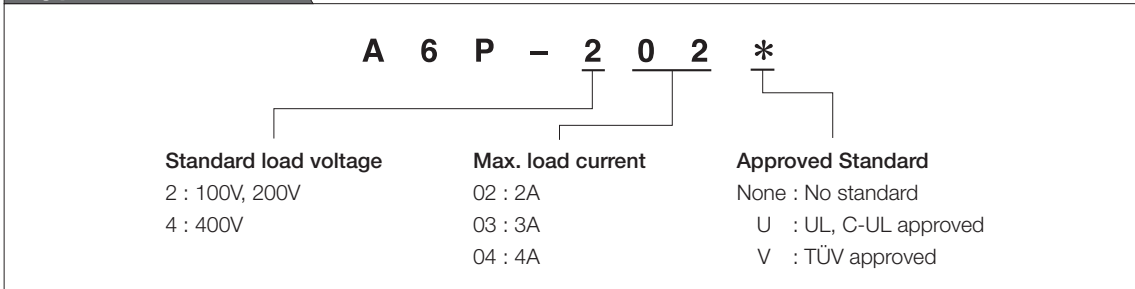
Solid State Relay

A6P series

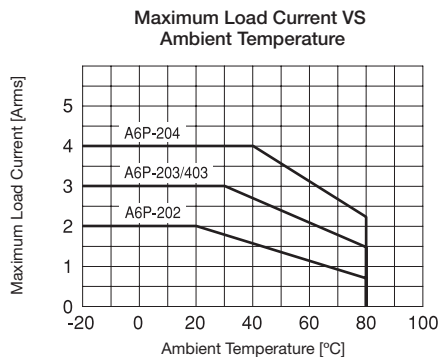
## Features

- Resin casted molding type
- Available for PCB high-density packaging
- Dielectric strength between input and output at 3,000V/1 min. (V type)
- 3 ~ 24V input voltage
- UL/C-UL/TÜV standard approved (some items are not approved)
- 400V is available with A6P-403

## Type Information

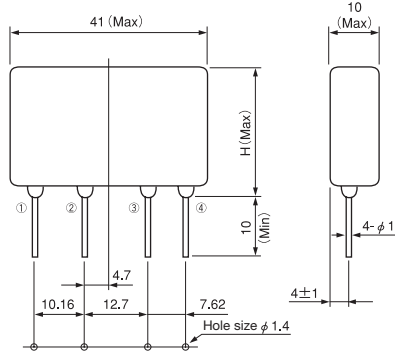


## Characteristics



※ Description in the catalogue is subject to change without notice. Please read the specifications thoroughly before using.  
 ※ Please contact JEL SYSTEM for further information.

### Dimensions (mm)

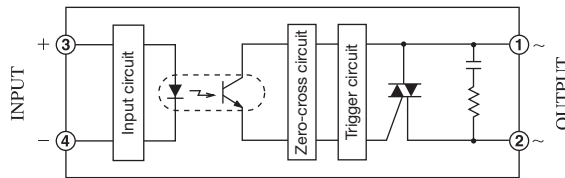


Model	Size	H (mm)
A6P-202		26
A6P-203/403		26
A6P-204		31

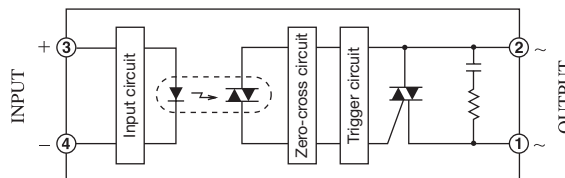
Dimensions For PCB Design

### Equivalent Circuit

A6P-202 □、203 □、204 □



A6P-403



※ Description in the catalogue is subject to change without notice. Please read the specifications thoroughly before using.  
 ※ Please contact JEL SYSTEM for further information.

## ■ Ratings

(Ta = 25 °C)

	Item	Symbols	A6P-202U A6P-202V	A6P-203U A6P-203V	A6P-204U A6P-204V	A6P-403	Units
Output	Rated Load Voltage	—	120, 240			400	V <sub>ACrms</sub>
	Maximum Load Current	I <sub>OMAX</sub>	2	3	4	3	A <sub>ACrms</sub>
	Maximum Load Voltage	V <sub>OMAX</sub>	264			484	V <sub>ACrms</sub>
	Peak Non Repetitive Off State Voltage	V <sub>DSM</sub>	600			V <sub>DRM</sub> = 800 *	V
	Peak 1 Cycle Surge Current	I <sub>SURGE</sub>	30 (50Hz)	40 (50Hz)	50 (50Hz)	40 (50Hz)	A
	Frequency	f	50, 60				Hz
Input	Maximum Input Voltage	V <sub>IMAX</sub>	24			8	V <sub>DC</sub>
	Input Impedance	R <sub>IN</sub>	1500 ± 20 %			180 ± 20 %	Ω
General	Dielectric Strength	V <sub>ISO</sub>	2,500/1 min. (Between input and output)			—	V <sub>ACrms</sub>
			V type 3,000 / 1 min. (Between input and output)				
	Isolation Resistance	R <sub>ISO</sub>	10 <sup>8</sup> and above DC500V (Between input and output)				Ω
	Operating Temperature Range	T <sub>OPR</sub>	- 20 ~ + 80				°C
Storage Temperature Range	T <sub>STG</sub>	- 30 ~ + 100				°C	

\* Peak Repetitive Off State Voltage V<sub>DRM</sub>

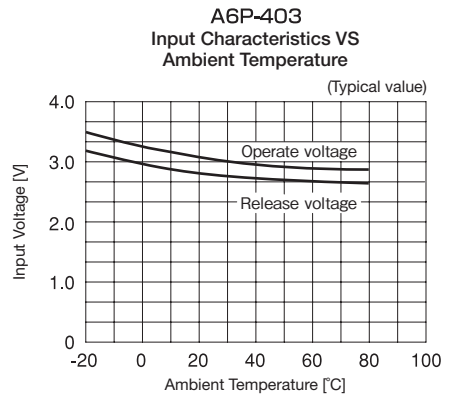
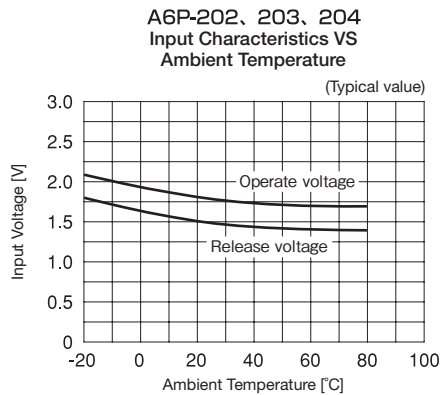
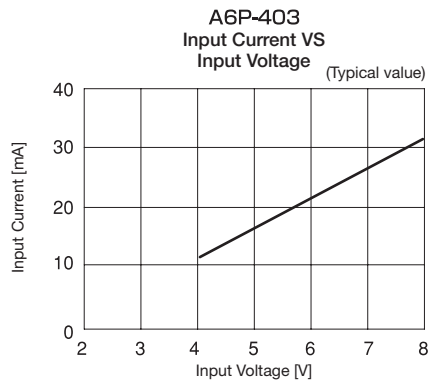
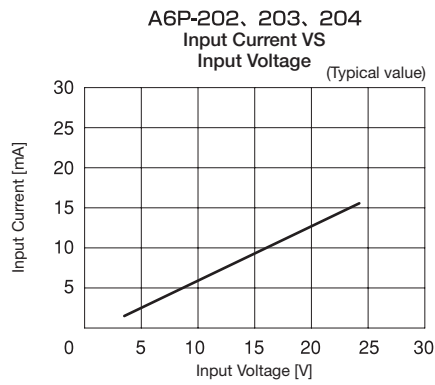
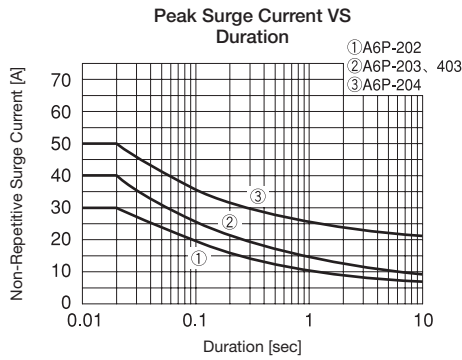
## ■ Electrical Characteristics

(Ta = 25 °C)

	Item	Symbols	A6P-202U A6P-202V	A6P-203U A6P-203V	A6P-204U A6P-204V	A6P-403	Units
Output	Load Voltage Range	V <sub>O</sub>	50 ~ 264			60 ~ 484	V <sub>ACrms</sub>
	Off State Leakage Current	I <sub>LEK</sub>	5.0 and below (V <sub>O</sub> = 200V)			(5.0 and below V <sub>O</sub> = 400V)	mA <sub>ACrms</sub>
	On State Voltage Drop	V <sub>SAT</sub>	1.5 and below				V <sub>ACrms</sub>
	Minimum Load Current	I <sub>OMIN</sub>	20				mA
Input	Input Voltage Range	V <sub>I</sub>	3 ~ 24			4 ~ 8	V <sub>DC</sub>
	Operate Voltage	V <sub>P</sub>	3 and below			4 and below	V <sub>DC</sub>
	Release Voltage	V <sub>D</sub>	1 and above				V <sub>DC</sub>
General	Operate Time	T <sub>ON</sub>	1/2 Cycle + 1 ms and below				/
	Release Time	T <sub>OFF</sub>	1/2 Cycle + 1 ms and below				/
	Capacitance	C <sub>IO</sub>	15 and below	50 and below			PF
	Zero Cross Turn On		Built In				/
	Approved Standards		-U means UL, C-UL/-V means TÜV			—	/

※ Description in the catalogue is subject to change without notice. Please read the specifications thoroughly before using.

※ Please contact JEL SYSTEM for further information.



※ Description in the catalogue is subject to change without notice. Please read the specifications thoroughly before using.  
 ※ Please contact JEL SYSTEM for further information.